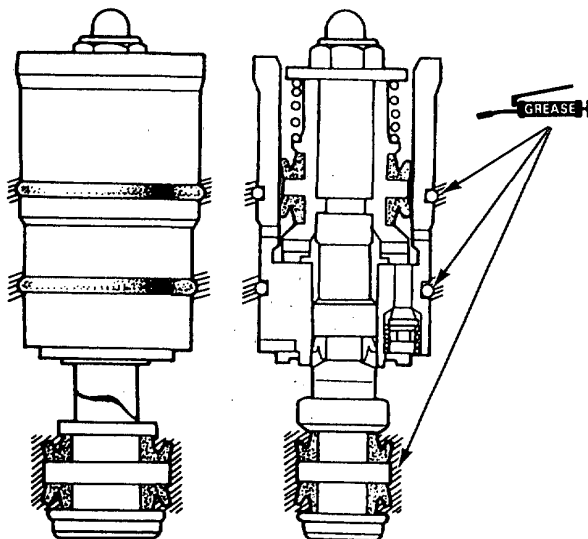


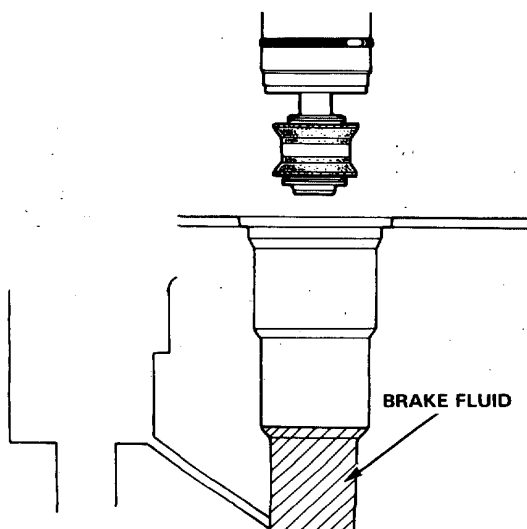
Piston

Installation

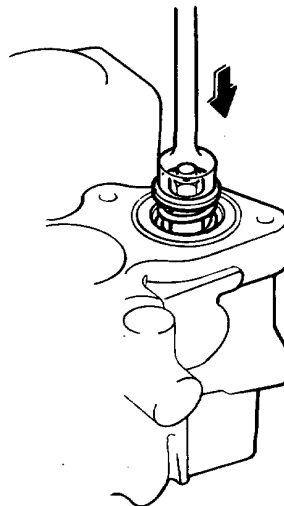
1. Apply rubber grease to the shaded sections of the piston assembly, shown in the drawing below.



2. Adjust so that the brake fluid flows into the piston mounting hole in the modulator body.



3. Set the piston assembly in the piston mounting hole in the modulator body and push down on the piston.
4. Push on the piston about 5 times until no bubbles come out of the solenoid side.



5. Install the modulator springs.
6. Install the solenoid heads with care not to pinch the O-rings.

